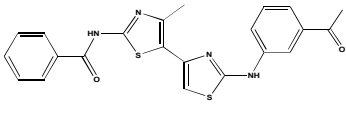
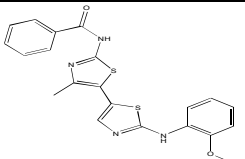
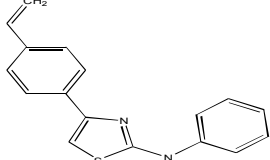
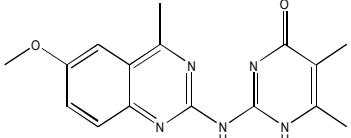
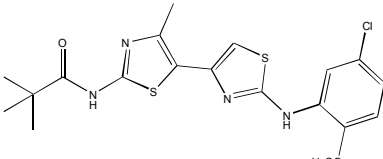


# List of CFTR Modulators

ID	Chemical Name	Chemical Structure	Comments
Blocker (B); Potentiator (P); Corrector ( C ); Trafficking ( T)			
B1	4-[4-Oxo-2-thioxo-3-(3-trifluoromethyl-phenyl)-thiazolidin-5-ylidenemethyl]-benzoic acid		Reference #** 1 Name: CFInh-172 Potency: Ki= 300 nM Solvent: DMSO Hints For Use: Slow onset of inhibition in some cell types (eg. T84 cells) requiring prolonged incubation. M.W.: 409
B2	(Naphthalen-2-ylamino)-acetic acid (3,5-dibromo-2,4,-dihydroxy-benzylidene)-hydrazide		Reference #** 2 Nem: GlyH-101 Potency: Ki= 5 µM Solvent: DMSO Hints For Use: M.W.: 493
B3	Diarylsulfonylurea		Reference #** 3 Name: DASU-01 Potency: Ki > 100 microM Solvent: Water or buffer Hints For Use: Useful for CFTR noise analysis M.W. 335.3
B4	(7R,9S)-7,8-dihydroxy-3-(4-hydroxy-5-(hydroxymethyl)tetrahydrofuran-2-yl)-7,9-dimethyl-3,7,8,9-tetrahydropyrimido[1,2-i]purine-9-carboxylic acid		Reference #**16 Name: Blocker 5ab Potency: Ki < 100 pM but see Ref.#17 Solvent: Water or buffer Hints For Use: M.W.395.37
B5	(2S,4R)-3,4-dihydroxy-2,4-dimethyl-3,4-dihydro-2H-pyrimido[2,1-a]isoquinoline 2-carboxylic acid		Reference #** 16 Name: Blocker 8ab Potency: Ki < 20 nM but see Ref.# 17 Solvent: Water or buffer Hints For Use: M.W. 288.3
P1	4-Methyl-2-(5-phenyl-1H-pyrazol-3-yl)-phenol		Reference #**12 & 15 Name: VRT-532 Potency: Ks 3 to 5 µM Solvent: DMSO Hints For Use: M.W.: 250
P2	2-[(2-1H-Indol-3-yl-acetyl)-methyl-amino]-N-(4-isopropyl-phenyl)-2-phenyl-acetamide		Reference #** 4 Name: PG-01 Potency: Ks= 300 nM Solvent: DMSO Hints For Use: M.W.:439.5

CFTR Modulator	Chemical Name	Chemical Structure	Comments
P3	6-(Ethyl-phenyl-sulfonyl)-4-oxo-1,4-dihydro-quinoline-3-carboxylic acid 2-methoxy-benzamide		Reference #** 4 Name: SF-03 Potency:Ks= 30 nM Solvent:DMSO Hints For Use: M.W.:491.6
P4	1-(3-chlorophenyl)-5-trifluoromethyl-3-hydrobenzimidazol-2-one		Reference #** 5 Name: UCCF-853 Potency:Ks= 3 μM Solvent:DMSO Hints For Use: M.W.: 312.7
P5	2-(2-Chloro-benzoylamino)-4,5,6,7-tetrahydro-benzo[b]thiophene-3-carboxylic acid amide		Reference #** 6 Name: δF508 <sub>act</sub> -02 Potency:Ks= 70 nM Solvent:DMSO Hints For Use: M.W.: 334.8
P6	5,7-Dihydroxy-3-(4-hydroxy-phenyl)-chroman-4-one		Reference #** 8 Name: Genistein (discontinued - available from Sigma #G6649) Potency:Ks= 10 to 30 microM Solvent:DMSO Hints For Use: M.W.:272.3
P7	1-(5-Chloro-2-hydroxy-phenyl)-5-trifluoromethyl-1,3-dihydro-indol-2-one		Reference #** 8 Name: NSOO4 Potency:EC50 3 microM Solvent:DMSO Hints For Use:Does not work in excised patches. M.W.: 327.7
P8	4-(4-Oxo-4H-benzo[h]chromen-2-yl)-pyridinium; bisulfate		Reference #** 9 and 10 Potency:Ks= 2 microM Solvent:DMSO Hints For Use: M.W.:371.4
P9	3-But-3-ynyl-5-methoxy-1-phenyl-1H-pyrazole-4-carbaldehyde		Reference #** 10 Potency:Ks= 10 microM Solvent:DMSO Hints For Use: M.W.:254.3
P10	3-(2-Benzyloxy-phenyl)-5-chloromethyl-isoxazole		Reference #** 10 Potency:Ks > 50 microM Solvent:DMSO Hints For Use: M.W.:299.8
C1	6-(1H-Benzoimidazol-2-ylsulfanylmethyl)-2-(6-methoxy-4-methyl-quinazolin-2-ylamino)-pyrimidin-4-ol		Reference #** 11 Potency:Ks= 3 microM Solvent:DMSO Hints For Use: M.W.:445.5
C2	2-{1-[4-(4-Chloro-benzensulfonyl)-piperazin-1-yl]-ethyl}-4-piperidin-1-yl-quinazoline		Reference. Vertex Presentation Name: VRT-640 Potency:unknown Solvent:DMSO Hints For Use:Likely binds to serum proteins. M.W.:500.1

CFTR Modulator	Chemical Name	Chemical Structure	Comments
<b>C3</b>	4-Cyclohexyloxy-2-({1-[4-(4-methoxybenzenesulfonyl)-piperazin-1-yl]-ethyl}-quinazoline		Reference #** 12,13, 15 Name: VRT-325 Potency:EC50 2 microM Solvent:dry DMSO Hints For Use: Binds to serum proteins M.W.:510.65
<b>C4</b>	N-[2-(5-Chloro-2-methoxyphenylamino)-4'-methyl-[4,5']bithiazolyl-2'-yl]-benzamide		Reference #** 11 Name: cmpd 4a Potency:EC50 2 μM Solvent: DMSO Hints For Use: M.W.:440.9
<b>C5</b>	4,5,7-trimethyl-N-phenylquinolin-2-amine		Reference #** 11: Name: cmpd 5a Potency:EC50 13 μM Solvent: DMSO Hints For Use: M.W.:262.35
<b>C6</b>	N-(4-bromophenyl)-4-methylquinolin-2-amine		Reference #** 11: Name: cmpd 5c Potency:EC50 8 μM Solvent: DMSO Hints For Use: M.W.:313.19
<b>C7</b>	2-(4-isopropoxypicolinoyl)-N-(4-pentylphenyl)-1,2,3,4-tetrahydroisoquinoline-3-carboxamide		Reference #** 21: Name: Genzyme cmpd 48 only 10mg will be provided Potency:EC50 300 nM Solvent: DMSO Hints For Use: M.W.472.6
<b>C8</b>	N-(2-fluorophenyl)-2-(1H-indol-3-yl)-2-oxoacetamide		Reference #** Vertex patent Potency:EC50 Solvent:DMSO Hints For Use: M.W.:282.27
<b>C9</b>	7-chloro-4-(4-(4-chlorophenylsulfonyl)piperazin-1-yl)quinoline		Reference #**18 Name: KM11060 Potency:EC50 < 1μM Solvent:DMSO Hints For Use: M.W.:422.33
<b>C10</b>	7-chloro-4-(4-(phenylsulfonyl)piperazin-1-yl)quinoline		Reference # 18 Name: KM11057 Potency:EC50 > 100 μM Solvent:DMSO Hints For Use: Inactive derivative of C9 (KM11060) M.W.:387.88
<b>C11</b>	(Z)-N'-(3,4-dihydroxybenzylidene)-3-hydroxy-2-naphthohydrazide		Reference #: 19 Name: Dynasore Potency:EC50 10-20 μM Solvent: DMSO Hints For Use: An inhibitor of dynamin, blocks CFTR endocytosis M.W.:322.31
<b>C12</b>	N-(4-fluorophenyl)-4-p-tolylthiazol-2-amine		Reference #: 11 Name: 2i Potency:EC50 5 μM Solvent: DMSO Hints For Use: M.W.:284.35

CFTR Modulator	Chemical Name	Chemical Structure	Comments
<b>C13</b>	N-(2-(3-acetylphenylamino)-4'-methyl-4,5'-bithiazol-2'-yl)benzamide		Reference #: 11 Name: 4c Potency: EC50 2 μM Solvent: DMSO Hints For M.W.: 434.53
<b>C14</b>	N-(2'-(2-methoxyphenylamino)-4-methyl-5,5'-bithiazol-2'-yl)benzamide		Reference #: 11 Name: 4d Potency: EC50 7 μM Solvent: DMSO Hints For Use: M.W.: 422.52
<b>C15</b>	N-phenyl-4-(4-vinylphenyl)thiazol-2-amine		Reference #: 11 Name: 2b Potency: EC50 16 μM Solvent: DMSO Hints M.W.: 278.37
<b>C16</b>	2-(6-methoxy-4-methylquinazolin-2-ylamino)-5,6-dimethylpyrimidin-4(1H)-one		Reference #: 11 Name: 3d Potency: EC50 15 μM Solvent: DMSO Hints M.W.: 311.34
<b>C17</b>	N-(2-(5-chloro-2-methoxyphenylamino)-4'-methyl-4,5'-bithiazol-2'-yl)pivalamide		Reference #: 20 Name: 15Jf Potency: EC50 1-2 μM Solvent: DMSO Hints For Use: M.W.: 436.98

\* You will receive 50mg, but may order more if supplies are available; all compounds at least 95% pure; NMR data upon request

\*\* References can be found in Appendix A

# APPENDIX A

## REFERENCES

- 1 Ma, T., J. R. Thiagarajah, H. Yang, N. D. Sonawane, C. Folli, L. J. V. Galiotta and A. S. Verkman.** 2002. Thiazolidinone CFTR inhibitor identified by high-throughput screening blocks cholera toxin-induced intestinal fluid secretion. *J. Clin. Invest.* 110(11):1651-1658.
- 2 Muanprasat, C., N. D. Sonawane, D. Salinas, A. Taddei, L. J. V. Galiotta and A. S. Verkman.** 2004. Discovery of glycine hydrazide pore-occluding CFTR inhibitors: Mechanism, structure-activity analysis, and in vivo efficacy. *J. Gen. Physiol.* 124:125-137.
- 3 Singh, A. K., B. D. Schultz, W. van Driessche and R. J. Bridges.** 2004. Transepithelial fluctuation analysis of chloride secretion. *J. Cyst. Fibros.* 3 Suppl 2:127-132.
- 4 Pedemonte, N., N. D. Sonawane, A. Taddei, J. Hu, O. Zegarra-Moran, Y. F. Suen, L. I. Robins, C. W. Dicus, D. Willenbring, M. H. Nantz, M. J. Kurth, L. J. Galiotta and A. S. Verkman.** 2005. Phenylglycine and sulfonamide correctors of defective delta F508 and G551D cystic fibrosis transmembrane conductance regulator chloride-channel gating. *Mol. Pharmacol.* 67(5):1797-1807.
- 5 Caci, E., C. Folli, O. Zegarra-Moran, T. Ma, M. F. Springsteel, R. E. Sammelson, M. H. Nantz, M. J. Kurth, A. S. Verkman and L. J. V. Galiotta.** 2003. CFTR activation in human bronchial epithelial cells by novel benzoflavone and benzimidazolone compounds. *Am. J. Physiol. Lung Cell. Mol. Physiol.* 285:L180-L188.
- 6 Yang, H., A. A. Shelat, R. K. Guy, V. S. Gopinath, T. Ma, K. Du, G. L. Lukacs, A. Taddei, C. Folli, N. Pedemonte, Y. L. J. V. Galiotta and A. S. Verkman.** 2003. Nanomolar affinity small molecule correctors of defective DF508-CFTR chloride channel gating. *J. Biol. Chem.* 278(37):35079-35085.
- 7 Ma, T., L. Vetrivel, H. Yang, N. Pedemonte, O. Zegarra-Moran, L. J. V. Galiotta and A. S. Verkman.** 2002. High-affinity activators of cystic fibrosis transmembrane conductance regulator (CFTR) chloride conductance identified by high-throughput screening. *J. Biol. Chem.* 277(40):37235-37241.
- 8 Devor, D. C., R. J. Bridges and J. M. Pilewski.** 2000. Pharmacological modulation of ion transport across wild-type and DeltaF508 CFTR-expressing human bronchial epithelia. *Am. J. Physiol. Cell Physiol.* 279(2):C461-C479
- 9 Springsteel, M. F., L. J. V. Galiotta, T. Ma, K. By, G. O. Berger, H. Yang, C. W. Dicus, W. Choung, C. Quan, A. Shelat, R. K. Guy, A. S. Verkman, M. J. Kurth and M. H. Nantz.** 2003. Benzoflavone activators of the cystic fibrosis transmembrane conductance regulator: Towards a pharmacophore model for the nucleotide-binding domain. *Bioorg. Med. Chem.* 11:4113-4120.
- 10 Sammelson, R. E., T. Ma, L. J. V. Galiotta, A. S. Verkman and M. J. Kurth.** 2003. 3-(2-Benzoyloxyphenyl)isoxazoles and isoxazolines: Synthesis and evaluation as CFTR activators. *Bioorg. Med. Chem. Lett.* 13:2509-2512
- 11 Pedemonte, N., G. L. Lukacs, K. Du, E. Caci, O. Zegarra-Moran, L. J. V. Galiotta and A. S. Verkman.** 2005. Small-molecule correctors of defective DF508-CFTR cellular processing identified by high-throughput screening. *J. Clin. Invest.* 115(9):2564-2571.
- 12 Van Goor, F., K. S. Straley, D. Cao, J. Gonzalez, S. Hadida, A. Hazlewood, J. Joubran, T. Knapp, L. R. V Makings, M. Miller, T. Neuberger, E. Olson, V. Panchenko, J. Rader, A. Singh, J. H. Stack, R. Tung, P. D. Grootenhuys and P. Negulescu.** 2006. Rescue of {Delta}F508 CFTR trafficking and gating in human cystic

fibrosis airway primary cultures by small molecules. *Am. J. Physiol. Lung Cell Mol. Physiol.* Epub

- 13 Loo, T. W., M. C. Bartlett, Y. Wang and D.M. Clarke.** 2006. The chemical chaperone CFcor-325 repairs folding defects in the transmembrane domains of CFTR processing mutants. *Biochem. J.* Epub.
- 14 Makings, Lewis R.; Singh, Ashvani K.; Miller, Mark T.; Hadida Ruah, Sarah S.; Grootenhuis, Peter; Hamilton, Matthew; Hazelwood, Anna R.; Huang, Liming.** Preparation of pyrimidine derivatives as modulators of ATP-binding cassette transporters. *PCT Int. Appl.* (2004), WO 20041111014 A1
- 15 Vangoor, Frederick F.; Hadida Ruah, Sarah S.; Singh, Ashvani K.; Olson, Eric R.; Makings, Lewis R.; Gonzalez, Jesus E., III; Rader, James A.; Chambers, Fred, III; Miller, Mark T.; Grootenhuis, Peter;** Liu, Yahua. Preparation of substituted pyrazoles as modulators of ATP-binding cassette transporters. *PCT Int. Appl.* (2004) WO 2004080972 A1
- 16 Routaboul, Christel; Norez, Caroline; Melin, Patricia; Molina, Marie-Carmen; Boucherle, Benjamin; Bossard, Florian; Noel, Sabrina; Robert, Renaud; Gauthier, Chantal; Becq, Frédéric; Décout, Jean-Luc.** 2007. Discovery of  $\alpha$ -Aminoazaheterocycle-Methylglyoxal adducts as a new class of high-affinity inhibitors of Cystic Fibrosis transmembrane conductance regulator chloride channels. *J. Pharmacol. Exp. Ther.* 322(3):1023-1035.
- 17 Sonawane, N.D., Zegarra-Moran, O., Namkung, W., Galletta, L., and Verkman, A.S.** 2008.  $\alpha$ -Aminoazaheterocyclic- methylglyoxal adducts do not inhibit CFTR chloride channel activity. *J. Pharmacol. Exp. Ther.* Epub.
- 18 Robert, R., Carlile, G.W., Pavel, C., Liu, N., Anjos, S.M., Liao, J., Luo, Y., Zhang, D., Thomas, D.Y., and Hanrahan, J.W.** 2008. Structural analog of sildenafil identified as a novel corrector of the F508del-CFTR trafficking defect. *Mol. Pharmacol.* 73(2):478-489.
- 19 Macia, E., Ehrlich, M., Massol, R., Boucrot, E., Brunner, C., and Kirchhausen, T.** 2006. Dynasore, a cell-permeable inhibitor of dynamin. *Dev. Cell.* 10(6):839-850.
- 20 Yoo, C.L., Yu, G.J., Yang, B., Robins, L.I., Verkman, A.S., and Kurth, M.J.** 2008. 4'-Methyl-4,5'-bithiazole-based correctors of defective delta F508-CFTR cellular processing. *Bioorg. Med. Chem. Lett.* 18(8):2610-2614.
- 21 Hirth, B.H., Qiao, S., Cuff, L.M., Cochran, B.M., Pregel, M.J., Gregory, J.S., Sneddon, S.F., and Kane, J.L. Jr.** 2005. Discovery of 1,2,3,4-tetrahydroisoquinoline-3-carboxylic acid diamides that increase CFTR mediated chloride transport. *Bioorg. Med. Chem. Lett.* 15(8):2087-2091.